

Model AS7PROG Autostart 710/720 Programmer

mi5611
revision A, 6th June 2002
catalogue section 75



Application Notes

Introduction

Model AS7PROG (stock number 76.70.0015) is a hand-held key-pad that allows programming of Murphy AS710S or AS720S generator controllers. The latest versions of the AS710S and AS720S may also be programmed using a PC and Murphy software model AS7CK (over a communication link), but the compact key-pad provides a convenient method of programming in the field.



WARNING: keypad AS7PROG should not be connected to the Autostart 705 or 730 controllers – please see separate programming instructions for these units.

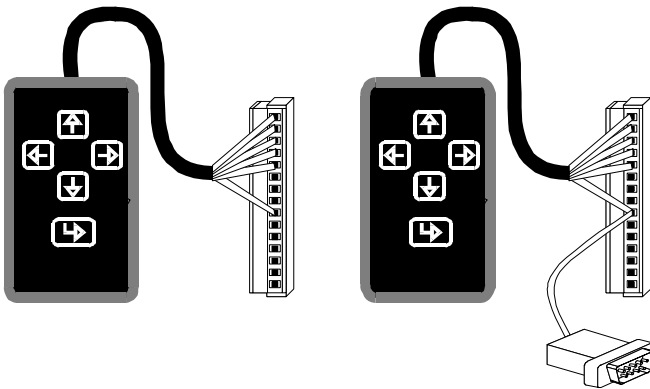
Each AS7PROG consists of the key-pad plus flying lead connector(s): these are connected to Autostart only when programming is required. For full details about AS7xx series programming, please refer to document mi5265.

Changes to Programmer Specification

The design of the programmer after June 1998 is slightly different to units manufactured before this date. All units feature the keypad, flying lead and 15 way terminal block, but units built after June 1998 are also fitted with a 9 way D-type connector:-

Old (before June 1998)

New (after June 1998)



The new specification of programmer is designed to work with the latest versions (V1.0 or higher) of the AS710S and AS720S, also released in June 1998.



Compatibility

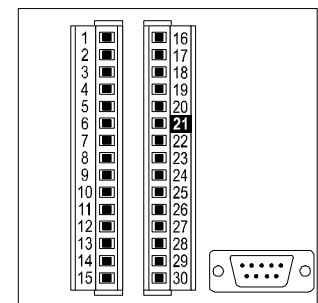
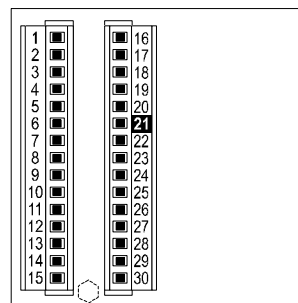
Old specification programmers will work with pre-June 1998 versions of the AS710 (V0.12 and lower) and 720 (V0.04 and lower). Old spec. programmers will **NOT** work with Autostarts built after June 1998, but can be simply modified to the latest design (see 'updating' below).

Likewise, new specification programmers will **NOT** operate with older Autostarts, but can be modified back to the old specification if required.

New and old types of AS710 and AS720 controllers are distinguished by the communication port at the rear of the units:-

Old AS710
(before June 1998)

New AS710S
(after June 1998)



For full details about the connection and use of the hand-held programmer, please refer to document mi5265.



FW Murphy
PO Box 470248
Tulsa, Oklahoma 74147, USA
tel: +1 918 317 4100
fax: +1 918 317 4266
email: sales@fwmurphy.com
web: www.fwmurphy.com

CONTROL SYSTEMS AND SERVICES DIVISION
PO Box 1819, Rosenberg, Texas 77471, USA
tel: +1 281 633 4500
fax: +1 281 633 4588
email: sales@fwmurphy.com

MURPHY DE MEXICO S.A. DE C.V.
Blvd. Antonio Rocha Cordero 300, Fracción del Aguaje
San Luis Potosí, S.L.P. México 78384
tel: +52 444 8206264
fax: +52 444 8206336
Villahermosa office tel: +52 993 3162117
email: ventasmex@murphymex.com.mx
web: www.murphymex.com.mx

FRANK W. MURPHY LTD.
Church Rd, Laverstock, Salisbury, SP1 1OZ, UK
tel: +44 1722 410055
fax: +44 1722 410088
email: sales@fwmurphy.co.uk
web: www.fwmurphy.co.uk

MURPHY SWITCH OF CALIFORNIA
41343 12th Street West,
Palmdale, CA 93551-1442, USA
tel: +1 661 272 4700
fax: +1 661 947 7570
email: sales@murphyswitch.com
web: www.murphyswitch.com

MACQUARRIE CORPORATION
1620 Hume Highway,
Campbellfield, Victoria 3061, Australia
tel: +61 3 9358 5555
fax: +61 3 9358 5558
email: murphy@macquarrie.com.au



In order to consistently bring you the highest quality, full featured products, we reserve the right to change our specifications and designs at any time.

Updating an old specification programmer

Technical Background

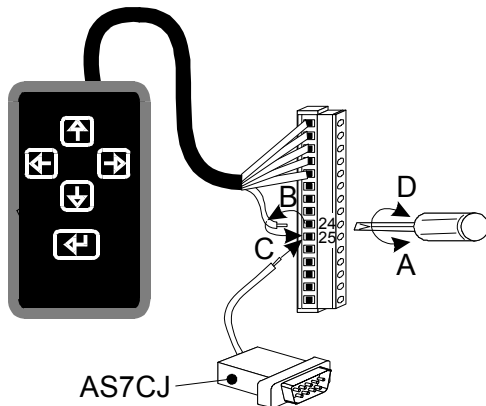
On older Autostarts, pin 24 (the alarm output) gives a negative DC signal when the Autostart is in program mode. This negative signal is used as a common feed for the push-button switches in the keypad unit. When each button is pushed, the negative DC signal is fed back into the appropriate Autostart input (pins 16 to 20), causing the Autostart to be re-programmed.

On the latest specification Autostarts, pin 24 does not give a negative DC signal. The required signal is therefore derived from the Autostart's communication port, through the new D-connector. This negative signal is also now routed on to pin 25 of the connector, rather than on pin 24. (The reason is that pin 24 can in certain circumstances give a positive output, and a subsequent connection to negative DC would result in an internal short circuit.)

Modifying the programmer unit to latest specification

Old specification units may be updated by ordering Murphy model AS7CJ (stock code 76.70.0119), which comprises the new D-connector and flying lead.

The extra components are added as follows:-



- On the programmer unit connection block, loosen screw terminals 24 (containing the single white wire) and 25.
- Remove the white wire from pin 24.
- Re-insert the white wire into pin 25, along with the single wire from the D-connector (AS7CJ).
- Retighten terminals 25 and 24.

Alternatively, a flying lead (without the D-connector) may be wired into programmer pin 25 as above.

When programming the Autostart, the other end of the new flying lead must be connected to negative DC, e.g. on pin 1 of the Autostart's other terminal block.



WARNING: an incorrect connection to pin 25 (e.g. to positive DC) will cause damage to the Autostart.

Further information

Document	Description
ms5259	AS710 bulletin and specification
mi5262	AS710 installation reference sheet
m010801	AS720 bulletin and specification
mi5263	AS720 installation reference sheet
mi5265	AS7xx program reference and check sheets
mi5266	AS7xx PC software and communications